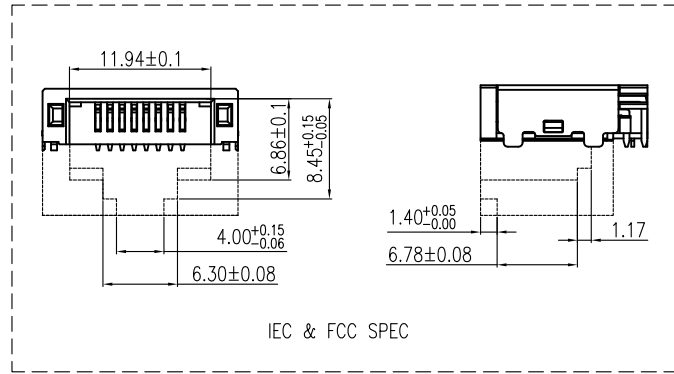
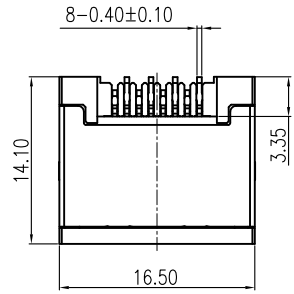


REV.	NOTES	DATE
01	RELEASED	2023/04/15

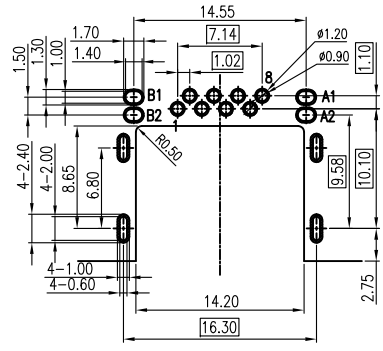
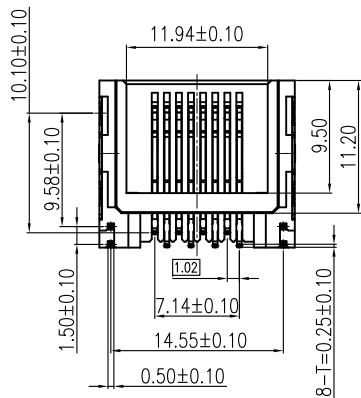
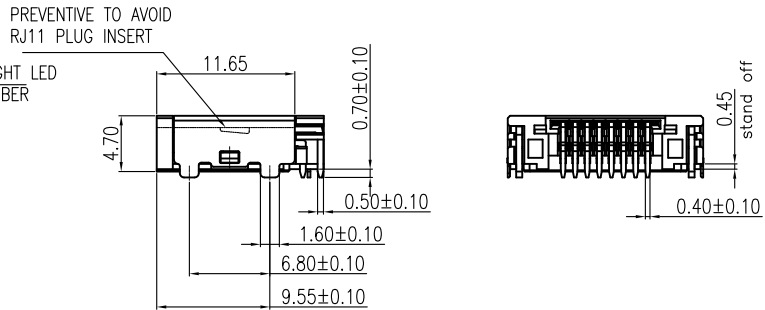
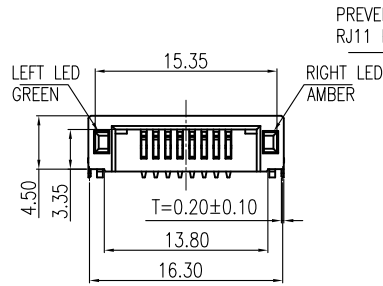


NOTES:

1>.MATERIAL:
 1.1.HOUSING:PA9T HF UL94V-0,BLACK
 1.2.SHELL:SUS304 1/4H,T=0.20
 1.3.CONTACT:C5210-EH;T=0.25mm
 1.4.LED:AMBER
 1.5.LED:GREEN

2>.PRODUCT SPECIFICATIONS:
 2.1.VOLTAGE RATING:125V
 2.2.CURRENT RATING:1.5A
 2.3.INSULATION RESISTANCE:500 MΩ MIN
 2.4.CONTACT RESISTANCE:30 mΩ MAX(INITIAL)
 2.5.DIELECTRIC WITHSTANDING VOLTAGE:UNMATED CONNECTORS, APPLY 1000 V DCOR AC PEAK FOR 1 MINUTE BETWEENADJACENT TERMINAL OR GROUND.
 2.6.OPERATION TEMPERATURE: -20°C~+85°C
 2.7.DURABILITY 5000 CYCLES
 2.8.MATING FORCE:20N MAX WITH LATCH DEPERESSED
 2.9.UNMATING FORCE:20N MAX WITH LATCH DEPERESSED

3>.FINISH:
 3.1.CONTACT:GOLD PLATING(Au 3u"Min.) ON CONTACT AREA
 50U"~100U" NICKEL UNDERPLATING
 80U" MIN MATTE TIN ON SOLDER TAIL
 3.2.SHELL:50U" MIN NICKEL OVER ALL
 3.3.LED: 50U" MIN MATTE TIN ON SOLDER TAIL



RECOMMENDED PCB LAYOUT
 TOLERANCE:±0.05(TOP VIEW)
 RECOMMENDED PCB THICKNESS:1.00±0.05

DIMENSIONS TOLERANCE METRIC

X	±0.5
X.X	±0.38
X.XX	±0.25
ANGLES	
X	±1'
X.X	±0.5'

NODE	COLOR		Wavelength	DC Forward Current	Forward Voltage	
A1(+)	A2(-)	AMBER	A1 → A2	600-610nm	20mA	1.8-2.4V
B1(+)	B2(-)	GREEN	B1 → B2	564-576nm	20mA	1.8-2.4V

單位(UNITS)	mm	東莞翊豐精密五金有限公司							
數量(QT'Y)	N/A								
材料(MT'L)	SEE NOTE								
處理(FINISH)	SEE NOTE								
繪圖(DRAW)		圖名(NAME) RJ45 CONNECTOR WITH LEDS,H=4.7MM							
設計(DE'N)		料號(PART NUMBER)	AARJ+RJ13A-9BA30						
審校(CH'K)		圖號(DRAW NUMBER)							
核准(APP'D)		圖檔(FILE NAME .DWG)							
		比例(SCALE)	1/1	圖紙(SIZE)	A4	頁次(SHEET)	1	版次(REV.)	01